



ECACE
EARLY CHILDHOOD ACCESS
CONSORTIUM FOR EQUITY

Consortium Data Updates

3.7.23



**Illinois
State Board of
Education**



**Governor's Office of
Early Childhood Development**



Agenda

- Smart Start
- ECACE Advisory Meeting: Scholarship and Responsiveness to Employers
- Q/A

April Consortium Meeting:

April 24, 2023

10:00 am – 3:00 pm

Bone Center, Illinois State University, Normal IL

State Focus on Early Childhood

- Governor Pritzker announced the launch of a new early childhood initiative to increase investment and transform the system.
- Joint early childhood briefing about how this initiative might work/be funded over the next four years.

*“Of course, adding preschool seats only works if you have the staff to support them. **That’s where the Early Childhood ACE Scholarship program comes in.** Last year with the legislative leadership of Senator Cristina Pacione-Zayas, we began investing in community colleges and universities to build a pipeline of early childhood educators. Already nearly 1500 people are on a path to get up-skilled, and I propose to continue providing this opportunity for the next four years.”*

—Governor JB Pritzker



OFFICE OF Governor JB Pritzker

LAUNCHING SMART START ILLINOIS

TRANSFORMING EARLY CHILDHOOD EDUCATION AND CARE FOR OUR YOUNGEST

- ✓ Creating more than 20,000 new Pre-K spots by December 2027 through the Early Childhood Block Grant
- ✓ Investing in the Early Intervention program to maintain services for families and give providers a raise
- ✓ Launching the Childcare Workforce Compensation Contract program, stabilizing funding for providers and raising wages for workers
- ✓ Expanding DHS and ISBE Home Visiting Programs, targeting the highest-need communities

ADDITIONAL INVESTMENTS INTO EARLY CHILDHOOD EDUCATION

- ✓ Funding scholarships and apprenticeships to expand the early childhood workforce
- ✓ Launching the Dolly Parton Imagination Library, a statewide literacy initiative
- ✓ Improving or expanding facilities for early childhood providers
- ✓ Investing in the Child Care Assistance Program (CCAP)

SMART START ILLINOIS

A multi-year plan to transform early childhood education and care for our youngest Illinoisans

THE PLAN



- 1. Provide every Illinois child with access to preschool**
- 2. Increase funding to childcare providers to raise wages and quality**
- 3. Invest in new early childhood facilities and expand existing locations**
- 4. Reach more vulnerable families with early support and resources**

Smart Start: FY24

- \$75m investment in ECBG to increase Preschool for All slots
- 20,000 new children = 1000 classrooms
- Each classroom will need a qualified teacher, with a professional educators license
- Each classroom will need at least one assistant teacher or paraprofessional

SMART START INVESTMENTS

Smart Start begins with a **\$250 million** investment in early childhood education and care, including:

- • **\$75 million** more for the Early Childhood Block Grant to put Illinois on a path to creating more than 20,000 new Pre-K spots
- • **\$130 million** for nation-leading Child Care Workforce Compensation Contracts that will stabilize providers and give childcare workers a raise
- **\$40 million** more for Early Intervention
- **\$5 million** to expand DHS' Home Visiting Program



Office of the Governor
JB PRITZKER



ADDITIONAL INVESTMENTS



- **\$100 million** in capital dollars for early childhood providers to expand existing facilities and build new facilities
- **\$70 million** for Child Care Assistance Program (CCAP)
- **\$12 million** in funding for scholarships and apprenticeships to expand the childcare workforce
- **\$1.6 million** to launch the Dolly Parton Imagination Library, a statewide literacy initiative to send free books to children from birth-through age five



ECACE Scholarship: FY22 and FY23, as of 12/31/22

Scholarship: FY22 and FY23 Data as of 12/31/22

FY22:

- “Soft launch” year, as the scholarship application became available end of December 2021 and students notified of prequalification in March.
- Likely most students were already enrolled.

FY23:

- Data is as of end of December.
- Institutions were still requesting payment for fall term.
- Students enroll on a rolling basis, and some potentially applied in December.
- Many students who applied this year didn't enroll in the fall.

Comparison of FY22 to FY23 Data as of 12/31/22

- Already more applications and awards in FY23 than in FY22.
- Significant number of student applications are still in process.

FY23, As of
2/28/23

Applications	<table border="1"> <thead> <tr> <th>FY22</th> <th>FY23 As of 12/31/22</th> </tr> </thead> <tbody> <tr> <td>905</td> <td>2,587</td> </tr> </tbody> </table>	FY22	FY23 As of 12/31/22	905	2,587	<p>↑ Up ~150% from FY22</p>	<p>3107 243% ↑</p>
FY22	FY23 As of 12/31/22						
905	2,587						
Scholarships Funded	<table border="1"> <thead> <tr> <th>FY22</th> <th>FY23 As of 12/31/22</th> </tr> </thead> <tbody> <tr> <td>412</td> <td>1,026</td> </tr> </tbody> </table>	FY22	FY23 As of 12/31/22	412	1,026	<p>↑ Up 189% from FY22</p>	<p>1640 300% ↑</p>
FY22	FY23 As of 12/31/22						
412	1,026						
Amount Funded	<table border="1"> <thead> <tr> <th>FY22</th> <th>FY23 As of 12/31/22</th> </tr> </thead> <tbody> <tr> <td>\$5,729,139</td> <td>\$7,068,593</td> </tr> </tbody> </table>	FY22	FY23 As of 12/31/22	\$5,729,139	\$7,068,593	<p>↑ Up 23% from FY22</p>	<p>\$19,037,887 232% ↑</p>
FY22	FY23 As of 12/31/22						
\$5,729,139	\$7,068,593						

Comparison of FY22 to FY23 Data as of 2/28/23

New Data: Didn't Share at Advisory

53% of those who submitted an application have not (yet) been awarded.

	FY23 As of 2/28/23
Applications	3107

ISAC: Complete Application and Sufficient Funding

	FY23 As of 2/28/23
Prequalified	2427

21% of applicants not prequalified
70% of those have incomplete applications (445)

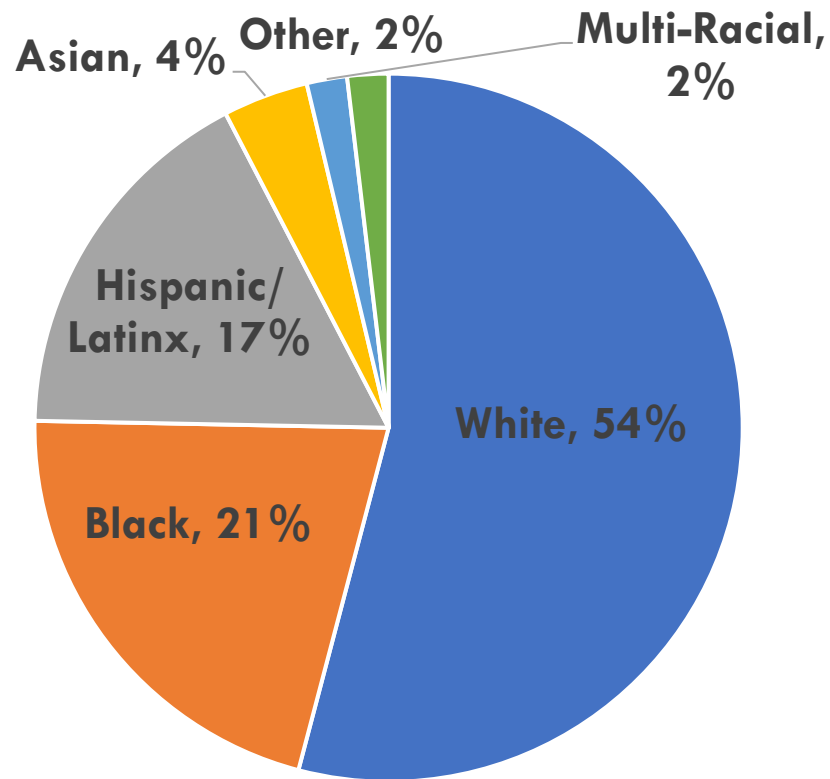
Institution: Eligible program, no debt, SAP

	FY23 As of 2/28/23
Scholarships Awarded	1640

33% of prequalified not awarded

As of end of December, about 70% prequalified but not awarded were still in process; 30% ineligible; #1 reason – not enrolled

Licensed Center Demographics: Race (2020 Data)



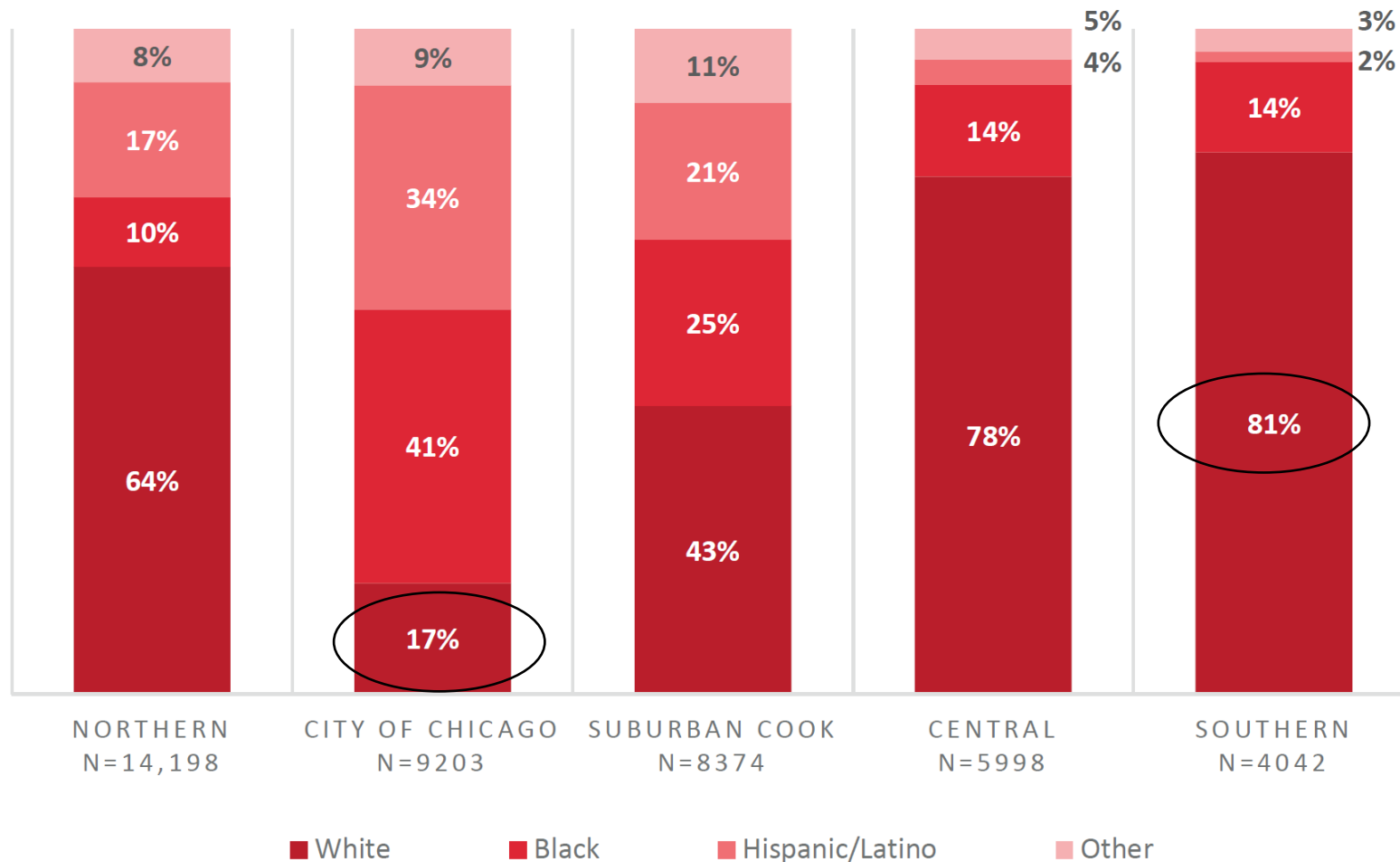
% Persons of Color: 46%

- 21% Black
- 17% Latinx
- 4% Asian
- 4% Multi-Racial
- 2% Other

Persons of Color by Position

- 39% of directors
- 42% of teachers
- 53% of assistants

Licensed Center Demographics: Race and Region of IL (2020 Data)



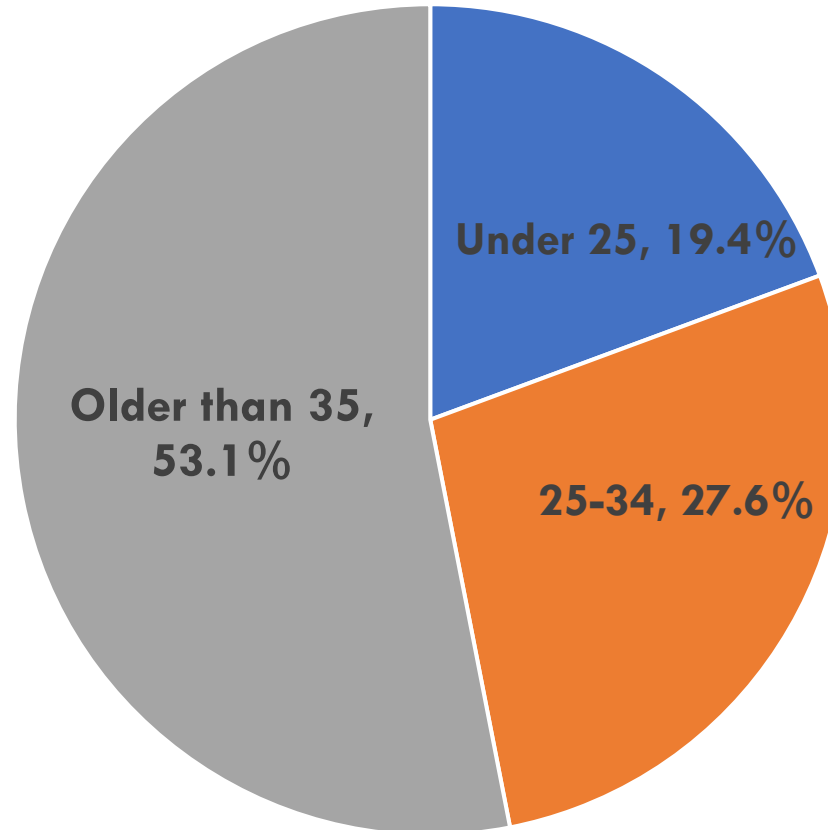
Race varies significantly by geographic region:

- 17% white in the City of Chicago
- 81% white in Southern Illinois

Licensed Center Demographics: Age

Age

- Median Age: 37
- 53% Over Age 35



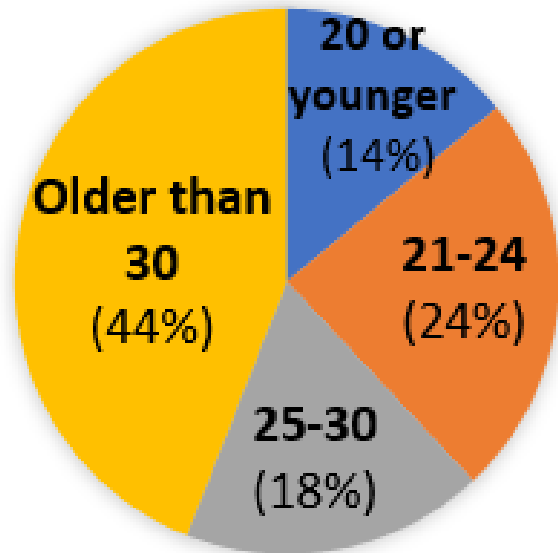
Characteristics of SY 2021-22 Scholarship Recipients REGION

412 Students

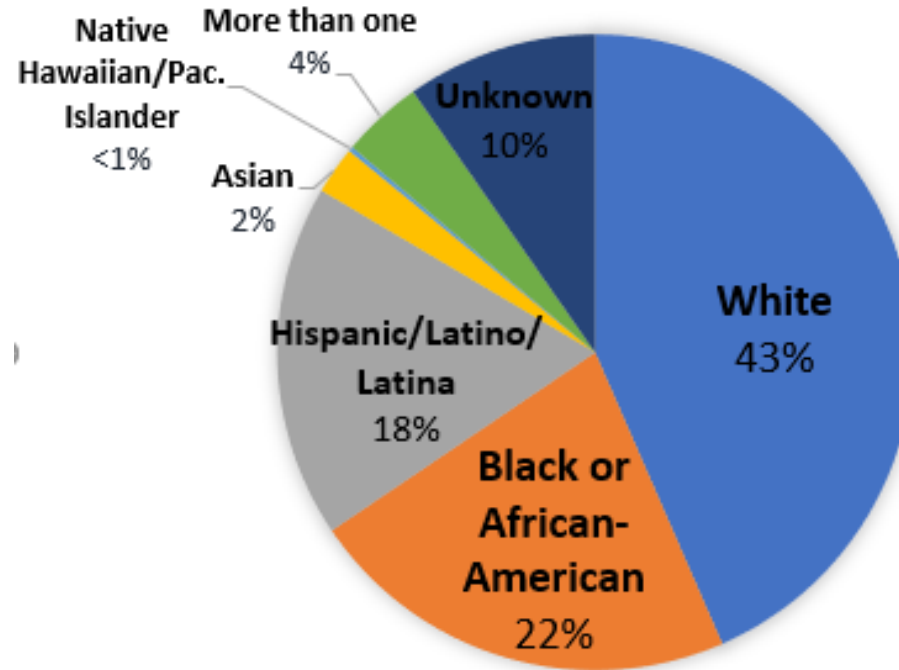
INCOME

75% of recipients had an Expected Family Contribution (EFC) of less than \$10,000

AGE

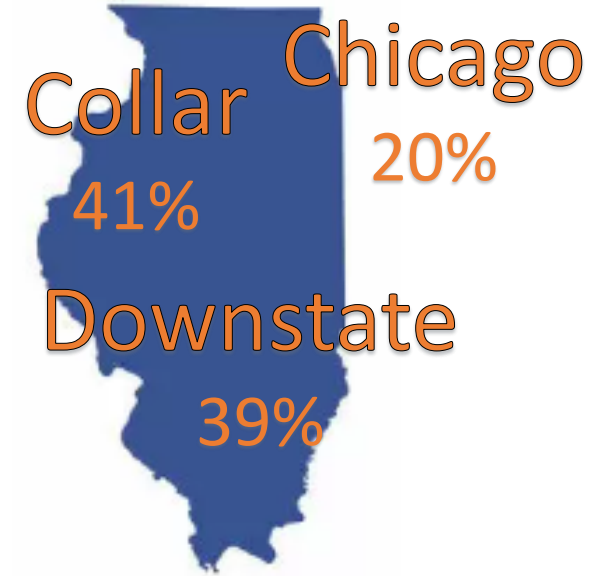


RACE/ETHNICITY

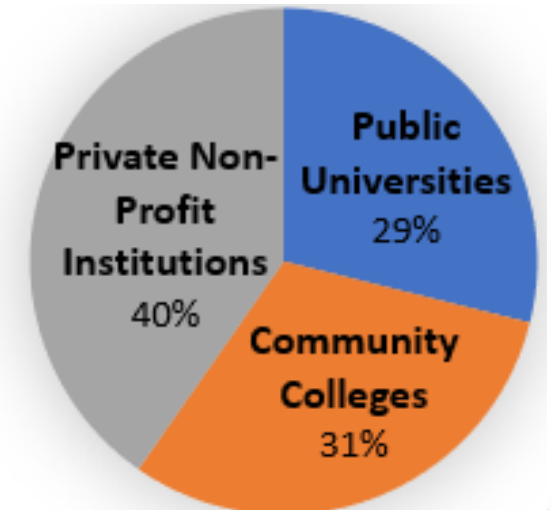


GENDER

About 92% of recipients identified as female



SECTOR



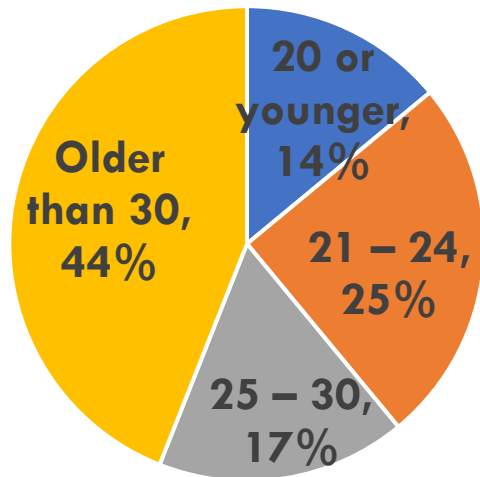
Characteristics of SY 2022-23 Scholarship Recipients

1026 Students

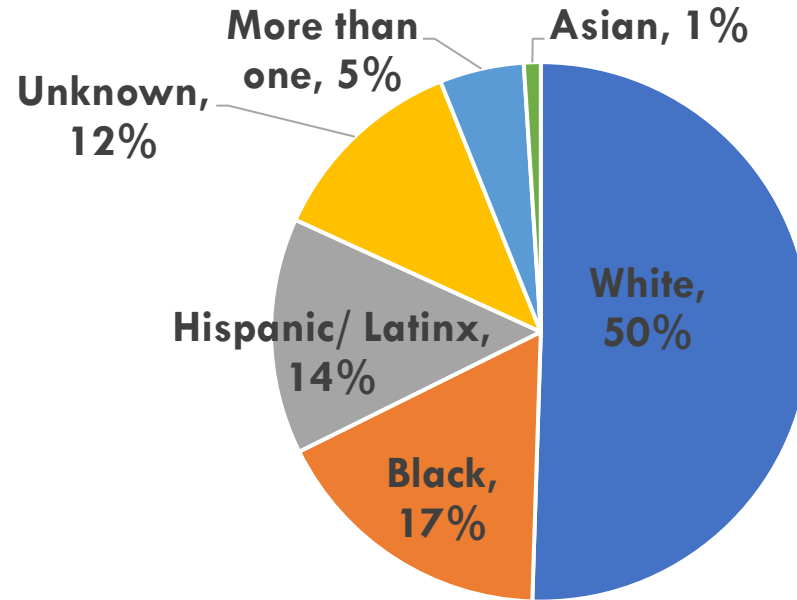
INCOME

75% of recipients had an Expected Family Contribution (EFC) of less than \$10,000

AGE



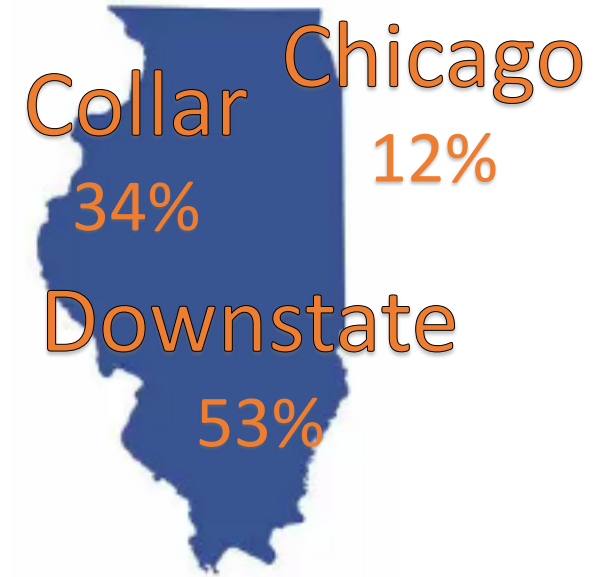
RACE/ETHNICITY



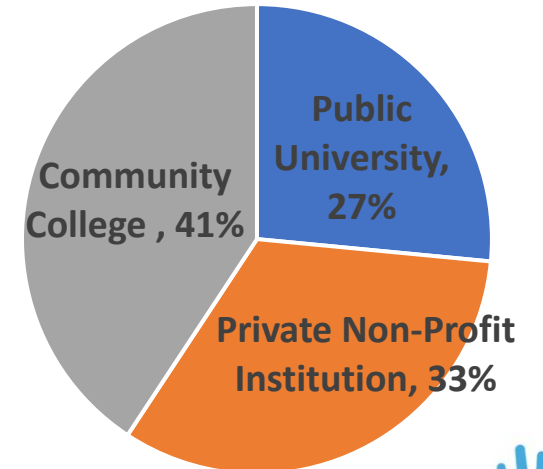
GENDER

About 89% of recipients identified as female
(2% male, <1% non-binary, 9% unknown)

REGION



SECTOR



Scholarship Eligibility Expansion

Expanding Eligibility

Expanded* Eligibility **as of Fall 2023:**

****Still must be part of the incumbent workforce AND enrolled in eligible Gateways Entitled program (if possible)***

- Freshmen/sophomores at 4-year institution
- Post-baccalaureate work
 - Professional Educator License (PEL)
 - Additional endorsements or letters of approval (EC, ESL, Bilingual, Special Ed)
 - Master's degree for those seeking teacher licensure (EC), endorsements
 - 2 courses for “teacher qualified” in licensed center
- AA students pursuing early childhood (limited instances, ICCB is putting together guidance; must be in Gateways Entitled program)



Scholarship

Putting out a 1-pager/FAQ in a week or two on eligibility

Sent out a survey to 4-years on their programs

Putting together guidance and process for those who have non-degree or certificate programs of study, with prescribed pathways

ISAC will be communicating with Financial Aid Administrators next week

Working with ISAC on communications materials (flyer, social media) to share in April

Navigators are being made aware; we are also telling them – more to come!



Responsiveness to Employers: Consortium

- **Advisory Committee:** Advising on Consortium operations
- **Child Development Associate (CDA):** Employers partnered with Consortium institutions and state agencies to provide recommendations for awarding higher education credit for an experience and training-based credential.
- Based on employer input, research, and interviewing other states, providing 6 semester hours of college credit, with no contingencies.



Responsiveness to Employers: Institutions

Consortium institutions continue to be responsive to employers' needs when providing educational opportunities to their staff.

Some examples include:

- Creating policies that allow students to complete student teaching at their current place of employment.
- Supporting child care centers to fill open positions while recruiting for ECACE students.
- Working with employer partners to arrange clinical placements and student teaching experiences in programs with open positions.
- Developing **unique partnerships** with employers to support their staff to upskill.



Responsiveness to Employers: Navigators

Regional navigators are placed at CCR&Rs to connect with employers and the workforce.

Navigators develop working relationships with interested employers and meet with their teams at times and locations that met their needs.

In the last year, navigators:

- Presented at over 732 informational sessions, many on-site
- Developed working relationships with directors.
 - Presented at scheduled staff meetings.
 - Worked 1:1 with staff members at convenient times.
 - Worked with directors' schedules to ensure classroom coverage.
- Built trust with employers concerned about losing staff.
- Visited home-based providers to provide 1:1 technical assistance.



Reporting: Next Steps

- Almost all data collected; missing a few institutions; data – particularly for debt relief and in-kind contributions (please send asap)
- Analyzing and writing
- Hope to release prior to the Consortium meeting on 4/24 and be able to dive into data during that meeting